



advania

Welcome to IT

Reykjavík 12.06.2020

Advania Signing service - Signet

Webservices version 2.5

TABLE OF CONTENTS

1	Scope and introduction	6
1.1	Changes in v.2.3.....	6
2	System overview	6
3	URL'S	8
3.1	Preproduction environment	8
3.2	Production environment	9
4	Authentication.....	9
4.1	certificate chains	9
4.2	Accesses	9
4.3	Bindings	10
4.4	Authentication problems.....	10
4.5	Token web service interface authentication	11
5	Web service classes	11
5.1	ResponseStatus.....	11
5.1.1	Subcode	11
5.2	AddDocumentRequest	11
5.3	DocumentSigner	13
5.4	SignetDocumentInfo.....	13
5.5	SignetNotification	14
5.6	DocumentInfo.....	15
5.7	SimpleNatInfo.....	16
6	REST result classes.....	16
6.1	BaseResponse.....	16
6.2	PingResponse	16
6.3	AddDocumentResponse	17
6.4	DeleteDocumentResponse	17
6.5	GetDocumentResponse.....	17
6.6	GetDocumentStringResponse	17
6.7	GetTokenResponse.....	17
6.8	RefreshTokenResponse	18
6.9	GetDocumentInfoResponse	18
6.10	GetDocumentListResponse	18
6.11	RestGetDocumentResponse	18
6.12	GetDocumentImagesResponse	18
6.13	SignDocumentResult	19
6.14	RejectDocumentResult	19
6.15	SimpleNatInfoResponse	19

6.16	GetDocumentsResponse	19
6.17	GetDocumentContentResponse	19
7	Status changes.....	20
7.1	Document will be deleted	20
7.2	Code example.....	20
7.3	IP addresses.....	20
8	Interface	20
8.1	SOAP interface.....	20
8.1.1	AddDocument.....	20
8.1.2	DeleteDocument	21
8.1.3	GetDocument	21
8.1.4	GetDocuments.....	22
8.1.5	GetDocumentInfo	22
8.1.6	RemindDocument.....	23
8.1.7	Ping.....	23
8.1.8	GetToken	23
8.1.9	GetNotification	24
8.2	REST interface.....	25
8.2.1	AddDocument.....	25
8.2.2	DeleteDocument	25
8.2.3	GetDocument	26
8.2.4	GetDocumentString.....	26
8.2.5	GetDocuments.....	26
8.2.6	GetDocumentInfo	27
8.2.7	RemindDocument.....	27
8.2.8	Ping.....	27
8.2.9	GetToken	28
8.2.10	GetNotification	29
8.3	SOAP individual token interface	29
8.3.1	GetToken	29
8.3.2	RefreshToken.....	30
8.3.3	GetDocumentList.....	30
8.3.4	GetDocumentInfo	30
8.3.5	AddDocument.....	31
8.3.6	GetDocument	31
8.3.7	GetDocumentImages.....	31
8.3.8	SignDocument	32
8.3.9	DeleteDocument	32

8.3.10	GetNatInfo	32
8.4	REST individual token interface	33
8.4.1	GetToken	33
8.4.2	RefreshToken.....	33
8.4.3	GetDocumentList.....	34
8.4.4	GetDocumentInfo	34
8.4.5	AddDocument.....	34
8.4.6	GetDocument	35
8.4.7	GetDocumentImages.....	35
8.4.8	SignDocument	36
8.4.9	DeleteDocument	36
8.4.10	GetNatInfo.....	36
8.5	SOAP account token interface	37
8.5.1	GetToken	37
8.5.2	GetSignToken.....	37
8.5.3	GetDocumentList.....	38
8.5.4	GetDocumentInfo	38
8.5.5	AddDocument.....	39
8.5.6	GetDocument	39
8.5.7	GetDocumentImages.....	40
8.5.8	SignDocument	40
8.5.9	RejectDocument	41
8.5.10	DeleteDocument	41
8.5.11	GetDocumentContent	42
8.6	REST account token interface	42
8.6.1	GetToken	42
8.6.2	GetSignToken.....	43
8.6.3	GetDocumentList.....	43
8.6.4	GetDocumentInfo	44
8.6.5	AddDocument.....	44
8.6.6	GetDocument	44
8.6.7	GetDocumentImages.....	45
8.6.8	SignDocument	45
8.6.9	RejectDocument	46
8.6.10	DeleteDocument	46
8.6.11	GetDocumentContent	47
9	Examples and instructions.....	47
10	Process for sending and signing documents.....	47

10.1	Document sent for signing.....	47
10.2	Document signed.....	48
10.3	Token for the document.....	50
10.3.1	Rejecting documents	51
11	Epilogue.....	51
12	Appendix	51
12.1	SAML reply for SSO on Signet	51
12.2	SAML return after signing with SSO.....	53
12.3	Error codes (subcodes)	54
12.4	Errors/warnings from Auðkenni	56

Version history

Date	Version	Description	Author/Approv.
04.05.15	1.0	First version	Sveinbjörn Óskarsson
04.06.15	1.1	Second version	Sveinbjörn Óskarsson
15.06.15	1.2	Third version	Sveinbjörn Óskarsson
21.07.15	1.2.1	Updated third version	Sveinbjörn Óskarsson
30.09.15	1.2.2	English version	Sveinbjörn Óskarsson
02.11.15	1.2.3	Added auth errors	Sveinbjörn Óskarsson
11.12.15	1.3	REST interface	Sveinbjörn Óskarsson
30.12.15	1.4	XML support	Sveinbjörn Óskarsson
30.05.16	1.4	Customization	Sveinbjörn Óskarsson
15.07.16	1.5	More signers support	Sveinbjörn Óskarsson
18.08.16	2.0	New token interface	Sveinbjörn Óskarsson
28.05.17	2.0	Revisions	Sveinbjörn Óskarsson
14.09.2017	2.0	Revisions	Sveinbjörn Óskarsson
20.03.2018	2.1	Signature support	Sveinbjörn Óskarsson
17.01.2019	2.2	Sub codes and new methods	Sveinbjörn Óskarsson
27.11.2019	2.3	New version	Sveinbjörn Óskarsson

Url for the document:	https://info.signet.is/Signet2_WebService_2.3.pdf
-----------------------	---

Pictures overview

Picture 1. Overview over the Signet system.....	7
Picture 2. Signet front end services.....	8
Picture 3. Document sent for signing.....	48
Picture 4. Document signed in Signet.....	49
Picture 5. Token for document used.....	50

1 SCOPE AND INTRODUCTION

Signet Advania is a signing solution from Advania which has been in development since 2007 using technologies from companies like Ascertia and iText Software.

The solution is constructed from following units:

- Signing web where individuals can load documents for signing and sign documents which are specific for them.
- Web services where companies can load documents for signing, check the status of the documents, send reminders and finally delete them.
- Team web where defined employee teams can load documents in the name of a company for signing.

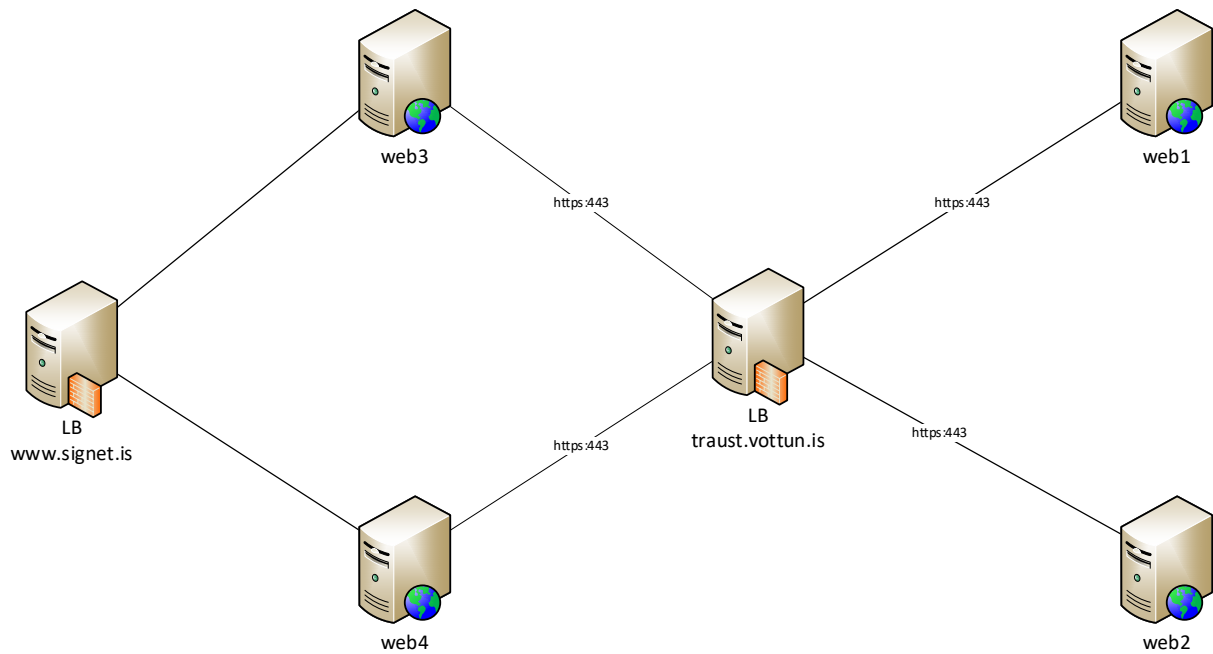
This document describes the web services and its usage.

1.1 CHANGES IN V.2.5

Changes in v.2.5 have to added support for SigningMessage for Signers. See chapter 5.3 for more info

2 SYSTEM OVERVIEW

Signet is hosted on several servers behind a load balancer (LB). Below on picture 1 you find a rough overview of the Signet servers:



Picture 1. Overview over the Signet system

The internal servers host the help services and core services. The front end servers are in the front. The Signet front end hosts the Signing web (www.signet.is), Admin web, web services ([/signetservice](http://signetservice)), the service layer and the team web (team.signet.is). See description of services on picture 2.



Picture 2. Signet front end services

3 URL'S

Signet has both preproduction and production environment, hosted at signet.is. The web services and the Signet web require both electronic certificates as authentication. For preproduction, Advania can provide certificates for the web services authentication.

3.1 PREPRODUCTION ENVIRONMENT

The preproduction environment is accessible from following URLs:

- Signing and individual web : <https://prufa.signet.is>
- Signing and individual web on English interface: <https://prufa.signet.is/en/>
- Logon to document: https://prufa.signet.is/authed/login/<ID_skjals>
- Logon to document on English interface: https://prufa.signet.is/en/authed/login/<ID_skjals>
- Signing with SSO token: <https://prufa.signet.is/token/sign>
- Signing with SSO token on English interface: <https://prufa.signet.is/en/token/sign>
- Signing with SSO token with no preview window (all pages displayed):
<https://prufa.signet.is/token/signsp>
- Signing with SSO token with no preview window (all pages displayed) on English interface:
<https://prufa.signet.is/en/token/signsp>
- Web services: <https://prufa.signet.is/SignetService2/v.2.4/SignetService.svc> (SOAP) and <https://prufa.signet.is/SignetService2/v.2.5/RestSignetService.svc> (REST)
- Individual token web service: <https://prufa.signet.is/SignetService2/v.2.5/TokenService.svc> (SOAP) and <https://prufa.signet.is/SignetService2/v.2.5/RestTokenService.svc> (REST)

- Account token web service: <https://prufa.signet.is/SignetService2/v.2.5/ATokenService.svc> (SOAP) and <https://prufa.signet.is/SignetService2/v.2.5/RestATokenService.svc> (REST)
- Web services for WSDL download:
<https://prufa.signet.is/SignetService2WSDL/v.2.5/SignetService.svc>

3.2 PRODUCTION ENVIRONMENT

Production environment is accessible from following URLs:

- Signing and individual web: <https://www.signet.is>
- Signing and individual web on English interface: <https://www.signet.is/en/>
- Logon to document: <https://www.signet.is/authed/login/<ID skjals>>
- Logon to document on English interface: <https://www.signet.is/en/authed/login/<ID skjals>>
- Signing with SSO token: <https://www.signet.is/token/sign>
- Signing with SSO token on English interface: <https://www.signet.is/en/token/sign>
- Signing with SSO token with no preview window (all pages displayed):
<https://www.signet.is/token/signsp>
- Signing with SSO token with no preview window (all pages displayed) on English interface:
<https://www.signet.is/en/token/signsp>
- Web services: <https://www.signet.is/SignetService/v.2.5/SignetService.svc> (SOAP) and <https://www.signet.is/SignetService/v.2.5/RestSignetService.svc> (REST)
- Individual token web service: <https://www.signet.is/SignetService/v.2.5/TokenService.svc> (SOAP) and <https://www.signet.is/SignetService/v.2.5/RestTokenService.svc> (REST)
- Account token web service: <https://www.signet.is/SignetService/v.2.5/ATokenService.svc> (SOAP) and <https://www.signet.is/SignetService/v.2.5/RestATokenService.svc> (REST)

4 AUTHENTICATION

The non token web services require authentication using electronic certificates at the transport layer. The web services also accept username and password to separate between company accounts.

4.1 CERTIFICATE CHAINS

Following certificate chains are trusted for authentication certificate to web services:

- Íslandsrót – Fullgildur búnaður
- Auðkennisrót – Traust auðkenni – Traustur búnaður
- Framtíðarrót – Signet skilríki (Only for preproduction environment)

4.2 ACCESSES

Web methods also use the string username and the string password to separate between accounts. Advania provides this account. Notice that the password can both contain Icelandic letters and symbols.

4.3 BINDINGS

The traditional definition of *binding* in Web.config (.Net) is following:

```
<system.serviceModel>
  <bindings>
    <basicHttpBinding>
      <binding name="basicHttpEndpoint" maxBufferPoolSize="20000000"
        maxReceivedMessageSize="20000000" closeTimeout="00:02:00"
        openTimeout="00:02:00" receiveTimeout="00:03:00" sendTimeout="00:02:00">
        <readerQuotas maxDepth="2147483647"
          maxStringLength="2147483647" maxArrayLength="2147483647"
          maxBytesPerRead="2147483647" maxNameTableCharCount="2147483647"/>
        <security mode="Transport">
          <transport clientCredentialType="Certificate"/>
        </security>
      </binding>
    </basicHttpBinding>
  </bindings>
  <behaviors>
    <endpointBehaviors>
      <behavior name="SignetBehaviour">
        <dataContractSerializer maxItemsInObjectGraph="2147483646" />
        <clientCredentials>
          <clientCertificate findValue="<Thumbprint>"
            storeLocation="LocalMachine" storeName="My"
            x509FindType="FindByThumbprint"/>
        </clientCredentials>
      </behavior>
    </endpointBehaviors>
  </behaviors>
  <client>
    <endpoint
      address="https://prufa.signet.is/SignetService2/v.2.0/SignetService.svc"
      binding="basicHttpBinding" bindingConfiguration="basicHttpEndpoint"
      contract="SignetService2.ISignetService" name="basicHttpEndpoint"
      behaviorConfiguration="SignetBehaviour" />
    </client>
  </system.serviceModel>
```

4.4 AUTHENTICATION PROBLEMS

A common error in authenticating with digital certificates is:

```
The HTTP request was forbidden with client authentication scheme 'Anonymous'.
```

This error is usually saying that you tried to authenticate with a digital certificate but were unsuccessful in applying the private key. Two common causes are:

- The user (app pool etc) does not have permission to use the private key. This can be sorted by giving the user permission on the certificates private key (in Windows right click the certificate in the certificate manager and select manage private keys).
- The certificate chain is incomplete and the machine is not able to correctly select the certificate. This can be sorted by adding the root and intermediate certificates to the certificate store. The chain for test authentication certificates can be downloaded from <https://info.signet.is>.

Another common error is:

```
No authentication certificate present
```

This error suggest you are contacting the WSDL endpoint instead of the correct one. See the URL section (chapter 3).

4.5 TOKEN WEB SERVICE INTERFACE AUTHENTICATION

The token web service interfaces introduced in v.2.0 uses api key for authentication to the service. The service requires the header “apikey” with a key provided by Advania. The service supports OPTION requests for ajax integration. Implementations using this interface require an audit from Signet and is not available for everyone.

5 WEB SERVICE CLASSES

This chapter describes the classes of the Signet web service. *ResultStatus* the return value for each function, *AddDocumentRequest* used to upload a document, *DocumentSigner* description of the signer, *SignetDocumentInfo* status information for a document and *SignetNotification* used to reflect status changes in the web service.

5.1 RESULTSTATUS

All the functions of the web service have an “out variable” for the *ResultStatus*, which returns an error messages when appropriate. „*ResultStatus*“ is constructed as following:

```
public enum ResultType { Success, Informational, Warning, Error }

public ResultType Result;

public string StatusCode;

public string Message;
```

The values for *StatusCode* í *ResultStatus* are:

- 00 = Success
- 10xx = Info
- 20xx = Warning
- 30xx = Error

5.1.1 SUBCODE

In version 2.3 a subcode is introduced to the *StatusCode* value. If there is a subcode the *StatusCode* ends with a dot (.) and a code which further defines the error. See table in appendix for error codes.

5.2 ADDDOCUMENTREQUEST

AddDocumentRequest is used to upload a document to be signed, the class is defined as follows:

- public byte[] DocumentBytes
 - Byte array for PDF or XML document
- public string DocumentString
 - Base64 coded PDF or XML document (optional)
- public string DocumentName
 - Name of the document, for example „Agreement_123.pdf“.

- Note that document names longer than 50 characters will be shortened for compliance with Auðkennis mobile certificate system.
- public string DocumentNotes
 - Further description of the document which is accessible for the user, for example „Account agreement“.
- public string Metadata { get; set; }
 - Metadata string used for information which is not accessible for the user but the web service gets with the document.
 - You can add “;returnUrl=<URL>;” if you would like the user to be redirected to this url after signing if he was not authenticated using token. The query parameter **status** is appended to the url with the possible values
 - **signed** if the document was signed
 - **rejected** if the document was rejected
 - **deleted** if the document has been deleted
 - If the document is an XML document you can add “;xslt=<URL for XSLT>;” if you would like an XSLT style to be applied to the document at viewing/signing.
 - If you want to control the text on the rejection window you can add “;rejectMsg=<msg>;” to show a text below the reason input.
 - If you want to control where to send callback on status changes you can add “;callbackUrl=<URL for callback>;” to the metadata.
 - If you want to hide a document from appearing in users document list on Signet (although still accessible through direct link to document) add **hideDoc=1**; to metadata.
 - If you only want a user to sign a document once even though he appears multiple times in the signers list add **onlyOnce=1**; to metadata.
 - If you want a signer only to sign once per group (where a group is a list of exactly the same signers with the same order) add **oncePerGroup=1**; to metadata.
- public DateTime? StartSigning { get; set; }
 - Initial date, the date when the signing process can start (not necessary)
- public DateTime? EndSigning { get; set; }
 - End date when the signing process ends (not necessary)
- public bool Ordered { get; set; }
 - Shall the signing be done in the order of the signers or not (Signer 1 first, then Signer 2 etc).
- public bool Notify { get; set; }
 - Notify when a document is deleted
- public bool Archive { get; set; }
 - Should the document be archived after signing (copy sent to all signers via Signet Docs)
- public int MinimumSigners { get; set; }
 - Minimal number of signers that have to sign the document, if <1 then everyone has to sign the document.
- public DocumentSigner[] Signers { get; set; }
 - Array with signers, described better here below.
- public string Reason { get; set; }
 - Given reason for signing, for example „Approved“ or „Confirmed“.

5.3 DOCUMENTSIGNER

When a document is uploaded, an array of signers must be defined in the form of classes of the type DocumentSigner. In the document status information (SignetDocumentinfo) the class is used to describe the signer status. The class contains following definitions:

- public string SSN { get; set; }
 - Unique identifier of the signer (Kennitala). Mandatory for uploading.
- public string Name { get; set; }
 - Name of the signer. Not used when uploading.
- public string Email { get; set; }
 - Signers email address. If the user is already registered this is ignored.
- public bool Notify { get; set; }
 - Should the signer be notified (email) of document and status changes.
- public string SigningMessage { get; set; }
 - Message to be displayed to user while signing on mobile phone (supported in v.2.5). Will not display while signing with card and Nexus.
- public string SigningText { get; set; }
 - Text which appears above the name of the signer on the signing page. Max length of text is 40 characters and will be shortened to first 40 characters if longer and a subscript added to the bottom of the page. Please note that if a signed document is added to Signet this text is ignored.
- public int Order { get; set; }
 - The order of the document signers on the document. If more than one signer have the same order number, any of those signers can use the signature field to sign the document. The first one to sign the document is the signer. Order must be > 0.
- public SigningRole Role { get; set; }
 - Role of the signer. See SigningRole below.
- public DateTime? Signed { get; set; }
 - Date and time when signed. Used in status information.
- public bool HasSigned { get; set; }
 - Has been signed. Used in status information.
- public bool Declined { get; set; }
 - Has been rejected. Used in status information.
- public string Reason { get; set; }
 - Reason for rejection. Used in status information.
- public enum SigningRole
 - The role of the user
 - Signer = 0, - A signer of the document
 - Authorizer = 1, - A referee of the document – not implemented yet
 - Viewer = 2 – Has right to view document

5.4 SIGNETDOCUMENTINFO

When enquiring the status of a document a class of the type SignetDocumentinfo is returned. Signet Documentinfo is defined as follows:

- public string DocumentId { get; set; }
 - Document ID on GUID format, for example 6282559D-5765-4C0F-81FC-C0ADD7D34F56
- public DocumentStatus Status { get; set; }
 - Document status
- public DateTime Added { get; set; }

- When the document was added to Signet
- public DateTime? Modified { get; set; }
 - Time of last document data update, for example when signed.
- public DateTime? Deleted { get; set; }
 - When was the document deleted.
- public string DocumentName { get; set; }
 - Name of the document which was attached when uploaded.
- public string DocumentNotes { get; set; }
 - Further description of the uploaded document.
- public string Digest { get; set; }
 - SHA-1 digest of document data. Note that signing does not change this digest.
- public string Metadata { get; set; }
 - Metadata information that followed the uploaded document.
- public DateTime? StartSigning { get; set; }
 - When the signing period starts. Nullable
- public DateTime? EndSigning { get; set; }
 - When the signing period ends. Nullable
- public bool Ordered { get; set; }
 - Should the signing of the document be ordered.
- public bool Notify { get; set; }
 - Shall the deletion be notified
- public int MinimumSigners { get; set; }
 - Minimal number of signing needed for completion of the signing process.
- public DocumentSigner[] Signers { get; set; }
 - Array of signers.
- public string Reason { get; set; }
 - Default reason for signing.
- public enum DocumentStatus
 - Document status
 - New = 0 – No signatures in the document
 - InSigning = 1 – Document in signing process (at least one signature)
 - Cancelled = 2 – Document cancelled.
 - Signed = 3 – Document ready (signed by all signers)
 - InReview = 4 – Document in review. Not supported in version 1.0
 - Reviewed = 5 - Document reviewed. Not supported in version 1.0
 - Deleted = 6 – Document deleted
 - Rejected = 7 – Document rejected.

5.5 SIGNETNOTIFICATION

When a status of a document changes, information of the change are sent to endpoint which must be able to listen to POST with following class (XML or JSON).

- public string DocID { get; set; }
 - Document ID in GUID form
- public string Notes { get; set; }
 - Further description of a document
- public string DocumentName { get; set; }
 - Name of document
- public string Metadata { get; set; }
 - Metadata information which followed the document

- public DocumentStatus Status { get; set; }
 - Document status
- public enum DocumentStatus
 - Document status
 - New = 0 – No signatures in the document
 - InSigning = 1 – Document in signing (at least one signature)
 - Cancelled = 2 – Document cancelled.
 - Signed = 3 – Document ready (fully signed)
 - InReview = 4 – Document in review. Not supported in version 1.0
 - Reviewed = 5 - Document in review process. Not supported in version 1.0
 - Deleted = 6 – Document deleted.
 - Rejected = 7 – Document rejected.

5.6 DOCUMENTINFO

When getting list of users document in the TokenService the documents are returned in a list of DocumentInfo objects which are as follows (extends SignetDocumentInfo):

- public string DocumentId { get; set; }
 - Document ID on GUID format, for example 6282559D-5765-4C0F-81FC-C0ADD7D34F56
- public DocumentStatus Status { get; set; }
 - Document status
- public DateTime Added { get; set; }
 - When the document was added to Signet
- public DateTime? Modified { get; set; }
 - Time of last document data update, for example when signed.
- public DateTime? Deleted { get; set; }
 - When was the document deleted.
- public string DocumentName { get; set; }
 - Name of the document which was attached when uploaded.
- public string DocumentNotes { get; set; }
 - Further description of the uploaded document.
- public string Digest { get; set; }
 - SHA-1 digest of document data. Note that signing does not change this digest.
- public string Metadata { get; set; }
 - Metadata information that followed the uploaded document.
- public DateTime? StartSigning { get; set; }
 - When the signing period starts. Nullable
- public DateTime? EndSigning { get; set; }
 - When the signing period ends. Nullable
- public bool Ordered { get; set; }
 - Should the signing of the document be ordered.
- public bool Notify { get; set; }
 - Shall the deletion be notified
- public bool Archive { get; set; }
 - Shall the document be archived after signature
- public int MinimumSigners { get; set; }
 - Minimal number of signing needed for completion of the signing process.
- public DocumentSigner[] Signers { get; set; }
 - Array of signers.
- public string Reason { get; set; }

- Default reason for signing.
- public string Creator { get; set; }
 - Name of creator of document
- public enum DocumentStatus
 - Document status
 - New = 0 – No signatures in the document
 - InSigning = 1 – Document in signing process (at least one signature)
 - Cancelled = 2 – Document cancelled.
 - Signed = 3 – Document ready (signed by all signers)
 - InReview = 4 – Document in review. Not supported in version 1.0
 - Reviewed = 5 - Document reviewed. Not supported in version 1.0
 - Deleted = 6 – Document deleted
 - Rejected = 7 – Document rejected.

5.7 SIMPLENATINFO

When requesting info about SSN the result is given in a SimpleNatInfo object which is as follows:

- public string Ssn { get; set; }
 - SSN of individual or company
- public string Name { get; set; }
 - Name of individual or company
- public string Address { get; set; }
 - Address of individual or company
- public string PostCode { get; set; }
 - Postcode of individual or company
- public string Postal { get; set; }
 - Postal of individual or company

6 REST RESULT CLASSES

This chapter describes the JSON objects returned from the REST interface.

6.1 BASERESPONSE

The base response is returned from all void functions and is BaseReponse JSON object which is as follows.

- ResultStatus outStatus
 - A ResultStatus (see 5.1) with the results status of request

6.2 PINGRESPONSE

When using the Ping function the response is a PingResponse JSON object which is as follows.

- string PingResult
 - A message containing user account and the input message
- ResultStatus outStatus
 - A ResultStatus (see 5.1) with the results status of request

6.3 ADDDOCUMENTRESPONSE

When adding a document the response is a AddDocumentResponse JSON object which is as follows.

- string AddDocumentResult
 - A string with the document ID (GUID) if successful
- ResultStatus outStatus
 - A ResultStatus (see 5.1) with the results status of request

6.4 DELETEDOCUMENTRESPONSE

When deleting a document the response is a DeleteDocumentResponse JSON object which is as follows.

- bool DeleteDocumentResult
 - True if delete was successful
- ResultStatus outStatus
 - A ResultStatus (see 5.1) with the results status of request

6.5 GETDOCUMENTRESPONSE

When downloading a document the response is a GetDocumentResponse JSON object which is as follows.

- byte[] GetDocumentResult
 - Byte array with document
- ResultStatus outStatus
 - A ResultStatus (see 5.1) with the results status of request

6.6 GETDOCUMENTSTRINGRESPONSE

When downloading a document the response is a GetDocumentStringResponse JSON object which is as follows.

- string GetDocumentStringResult
 - Base64 encoded document
- ResultStatus outStatus
 - A ResultStatus (see 5.1) with the results status of request

6.7 GETTOKENRESPONSE

When getting an authentication token the response is a GetTokenResponse JSON object which is as follows.

- string GetTokenResult
 - A string with the base64 encoded token
- ResultStatus outStatus
 - A ResultStatus (see 5.1) with the results status of request

6.8 REFRESHTOKENRESPONSE

When refreshing an authentication token the response is a RefreshTokenResponse JSON object which is as follows.

- string RefreshTokenResult
 - A string with the base64 encoded token
- ResultStatus outStatus
 - A ResultStatus (see 5.1) with the results status of request

6.9 GETDOCUMENTINFORESPONSE

When getting users document info the response is a GetDocumentInfoResponse JSON object which is as follows.

- DocumentInfo GetDocumentInfoResult
 - A DocumentInfo object (see 5.6)
- ResultStatus outStatus
 - A ResultStatus (see 5.1) with the results status of request

6.10 GETDOCUMENTLISTRESPONSE

When getting a list of users documents the response is a GetDocumentListResponse JSON object which is as follows.

- List<DocumentInfo> GetDocumentListResult
 - A list of DocumentInfo objects (see 5.6)
- ResultStatus outStatus
 - A ResultStatus (see 5.1) with the results status of request

6.11 RESTGETDOCUMENTRESPONSE

When downloading a document the response is a RestGetDocumentResponse JSON object which is as follows.

- string GetDocumentResult
 - Base64 encoded document
- ResultStatus outStatus
 - A ResultStatus (see 5.1) with the results status of request

6.12 GETDOCUMENTIMAGESRESPONSE

When getting document images the response is a GetDocumentImagesResponse JSON object which is as follows:

- List<string> GetDocumentImagesResult
 - List of Base64 encoded images
- ResultStatus outStatus
 - A ResultStatus (see 5.1) with the results status of request

6.13 SIGNDOCUMENTRESULT

When signing a document the response is a SignDocumentResult JSON object which is as follows:

- bool SignDocumentResult
 - True if signing the document was successful
- ResultStatus outStatus
 - A ResultStatus (see 5.1) with the results status of request

6.14 REJECTDOCUMENTRESULT

When rejecting a document the response is a RejectDocumentResult JSON object which is as follows:

- bool RejectDocumentResult
 - True if rejecting the document was successful
- ResultStatus outStatus
 - A ResultStatus (see 5.1) with the results status of request

6.15 SIMPLENATINFORESPONSE

When getting info from national registry the response is a SimpleNatInfoResponse JSON object which is as follows:

- SimpleNatInfo GetNatInfoResult
 - Info about SSN
- ResultStatus outStatus
 - A ResultStatus (see 5.1) with the results status of request

6.16 GETDOCUMENTSRESPONSE

When getting a list of account documents the response is a GetDocumentsResponse JSON object which is as follows.

- List<DocumentInfo> GetDocumentsResult
 - A list of DocumentInfo objects (see 5.6)
- ResultStatus outStatus
 - A ResultStatus (see 5.1) with the results status of request

6.17 GETDOCUMENTCONTENTRESPONSE

When getting the text content of a document the response is a GetDocumentContentResponse JSON object which is as follows.

- string GetdocumentContentResult
 - The document content (text).
- ResultStatus outStatus
 - A ResultStatus (see 5.1) with the results status of request

7 STATUS CHANGES

Advania can register a RESTful endpoint which receives the status changes (POST) of account document. Status changes are sent with SignetNotification class as described above in chapter 5.5. Signet supports endpoints with a) no authentication and b) endpoints with username and password authentication (basic) and c) endpoints with electronic certificates as an authentication method. The status can be POSTed as either XML or JSON.

7.1 DOCUMENT WILL BE DELETED

When a document is to be deleted, the text „TOBeDeleted=1“ is added to the document metadata.

7.2 CODE EXAMPLE

An example web service for status changes can be found at the site where the examples and instructions can be found at <https://info.signet.is>

7.3 IP ADDRESSES

The notification messages will come from the following IP addresses

- 82.221.36.238
 - Pre production environment
- 212.30.225.121
 - Production environment

8 INTERFACE

The web service has two interfaces in current architecture, a) Signet Service for SOAP and b) RestSignetService for REST. In version 2.0 a new interface has been added which uses token based authentication for individual signing tasks which is described in 8.3 and 8.4.

8.1 SOAP INTERFACE

For the SOAP interface there are six functions provided.

8.1.1 ADDDOCUMENT

To upload a document to Signet the function AddDocument is used:

```
string AddDocument(string username, string password, AddDocumentRequest request, out ResultStatus outStatus);
```

The variables are:

- username
 - string
 - The account username
- password
 - string
 - The account password.

- request
 - AddDocumentRequest
 - The request is described further in chapter 5.2
- outStatus
 - ResultStatus
 - Return value is described further in chapter 5.1

The function returns a string with the document ID if the operation was successful.

8.1.2 DELETEDOCUMENT

To delete document that has already been uploaded, the function DeletDocument is used:

```
bool DeleteDocument(string username, string password, string docId, out ResultStatus outStatus);
```

The variables are:

- username
 - string
 - The account username
- password
 - string
 - The account password
- docId
 - string
 - The ID of the document that shall be deleted
- outStatus
 - ResultStatus
 - Return value is described further in chapter 5.1

The function returns true if it succeeded. Please note that the operation is irreversible.

8.1.3 GETDOCUMENT

To get the document data that has already been added, the function GetDocument is used:

```
byte[] GetDocument(string username, string password, string docId, out ResultStatus outStatus);
```

The variables are:

- username
 - string
 - The account username
- password
 - string
 - The account password
- docId
 - string
 - ID of the document that shall be downloaded
- outStatus
 - ResultStatus
 - Return value is described further in chapter 5.1

The function returns the document data if the operation was successful.

8.1.4 GETDOCUMENTS

To get all documents which account has added, the function GetDocuments is used:

```
List<SignetDocumentInfo> GetDocuments(string username, string password, int daysBack,  
out ResultStatus outStatus);
```

The variables are:

- username
 - string
 - The account username
- password
 - string
 - The account password
- daysBack
 - int
 - Number of days to search for
- outStatus
 - ResultStatus
 - Return value is described further in chapter 5.1

If the operation succeeds the functions returns a list of documents as SignetDocumentInfo classes (class (described in chapter 5.4).

8.1.5 GETDOCUMENTINFO

To get information about a document which has already been uploaded to Signet, the function GetDocumentInfo is used:

```
SignetDocumentInfo GetDocumentInfo (string username, string password, string docId,  
out ResultStatus outStatus);
```

The variables are:

- username
 - string
 - The account username
- password
 - string
 - The account password
- docId
 - string
 - ID of the document that shall be downloaded.
- outStatus
 - ResultStatus
 - Return value is described further in chapter 5.1

If the operation succeeds the function returns information about the document in the SignetDocumentInfo class (described in chapter 5.4).

8.1.6 REMINDDOCUMENT

To send a reminder to signers that still have not signed the document, the function `RemindDocument` is used:

```
void RemindDocument(string username, string password, string docId, out ResultStatus outStatus);
```

The variables are:

- **username**
 - string
 - The account username
- **password**
 - string
 - The account password
- **docId**
 - string
 - ID of the document that shall be downloaded
- **outStatus**
 - ResultStatus
 - Return value is described further in chapter 5.1

The function has no return value but `outStatus` provides more information about operation.

8.1.7 PING

To test the service and connection information the function `Ping` can be used:

```
string Ping(string username, string password, string input, out ResultStatus outStatus);
```

The variables are:

- **username**
 - string
 - The account username
- **password**
 - string
 - The account password
- **input**
 - string
 - Text that is returned with the answer
- **outStatus**
 - ResultStatus
 - Further description of the result

The function returns a string with a hello message containing the username and the input string if successful.

8.1.8 GETTOKEN

If the user already has been authenticated then an authentication token (base64 coded SAML) for the document and the user can be collected with `GetToken`. The user can then be sent directly to the document (POST with the parameter `token`) on `<signet URL>/token/sign`:


```
string GetToken(string username, string password, string docId, string kt, string phone, string returnUrl, string cert, out ResultStatus outStatus);
```

The variables are:

- **username**
 - string
 - The account username
- **password**
 - string
 - The account password
- **docId**
 - string
 - Id of the document that the token is for
- **kt**
 - string
 - Unique identifier of the signer (kennitala)
- **phone**
 - string
 - Mobile number from the one who shall sign (+354 xxxxxx) if the user has certificate on the phone, empty if the user has certificate on a smart card.
- **returnUrl**
 - string
 - URL that the user will be forwarded to after signing.
- **cert**
 - string
 - Base64 encoded authentication or signature certificate of the signer (preferred for signing with card). If no certificate is present user will have to authenticate in the beginning of signing process
- **outStatus**
 - ResultStatus
 - Further description of the result

The function returns string that is base64 coded signed SAML signed using Signet device certificate ("Búnaðarskilríki"). When the signing is completed the user is returned back to the returnUrl with similar SAML which contains information about the user, document, metadata and the status of the document. An example of the return SAML is in the appendix below.

8.1.9 GETNOTIFICATION

To get the status of the document to a defined endpoint the function GetNotification is used:

```
void GetNotification(string username, string password, string docId, out ResultStatus outStatus);
```

The variables are:

- **username**
 - string
 - The account username
- **password**
 - string
 - The account password.
- **docId**

- string
- ID of the document that the status is required for
- **outStatus**
 - ResultStatus
 - Return Value is better described in chapter 5.1

The function has no return value but `outStatus` provides information whether the service succeeded to send the messages or not.

8.2 REST INTERFACE

For the REST interface the same six functions are provided. The URL for the functions are `<SignetURL>/RestSignetService.svc/<method>`.

8.2.1 ADDDOCUMENT

To upload a document to Signet the function `AddDocument` is used:

```
AddDocumentResponse AddDocument(string username, string password, AddDocumentRequest request);
```

The variables are:

- **username**
 - string
 - The account username
- **password**
 - string
 - The account password.
- **request**
 - `AddDocumentRequest`
 - The request is described further in chapter 5.2

The function returns a string with the document ID if the operation was successful (see 6.3).

8.2.2 DELETEDOCUMENT

To delete document that has already been uploaded, the function `DeleteDocument` is used:

```
DeleteDocumentResponse DeleteDocument(string username, string password, string docId);
```

The variables are:

- **username**
 - string
 - The account username
- **password**
 - string
 - The account password
- **docId**
 - string
 - The ID of the document that shall be deleted

The function returns true if it succeeded (see 6.4). Please note that the operation is irreversible.

8.2.3 GETDOCUMENT

To get the document data that has already been added, the function `GetDocument` is used:

```
GetDocumentResponse GetDocument(string username, string password, string docId);
```

The variables are:

- username
 - string
 - The account username
- password
 - string
 - The account password
- docId
 - string
 - ID of the document that shall be downloaded

The function returns the document data if the operation was successful (see 6.5).

8.2.4 GETDOCUMENTSTRING

To get the document data as base64 encoded string that has already been added, the function `GetDocumentString` is used:

```
GetDocumentStringResponse GetDocument(string username, string password, string docId);
```

The variables are:

- username
 - string
 - The account username
- password
 - string
 - The account password
- docId
 - string
 - ID of the document that shall be downloaded

The function returns the document data if the operation was successful (see 6.6).

8.2.5 GETDOCUMENTS

To get all documents which account has added, the function `GetDocuments` is used:

```
GetDocumentsResponse GetDocuments(string username, string password, int daysBack, out ResultStatus outStatus);
```

The variables are:

- username
 - string
 - The account username
- password
 - string
 - The account password

- daysBack
 - int
 - Number of days to search for
- outStatus
 - ResultStatus
 - Return value is described further in chapter 5.1

If the operation succeeds the functions returns a list of document infos (see 6.14).

8.2.6 GETDOCUMENTINFO

To get information about a document which has already been uploaded to Signet, the function GetDocumentInfo is used:

```
GetDocumentInfoResponse GetDocumentInfo (string username, string password, string docId);
```

The variables are:

- username
 - string
 - The account username
- password
 - string
 - The account password
- docId
 - string
 - ID of the document that shall be downloaded.

If the operation succeeds the function returns information about the document (see 6.8).

8.2.7 REMINDDOCUMENT

To send a reminder to signers that still have not signed the document, the function RemindDocument is used:

```
BaseResponse RemindDocument(string username, string password, string docId);
```

The variables are:

- username
 - string
 - The account username
- password
 - string
 - The account password
- docId
 - string
 - ID of the document that shall be downloaded

The function returns a ResultStatus JSON object with the result (see 6.14).

8.2.8 PING

To test the service and connection information the function Ping can be used:

```
PingResponse Ping(string username, string password, string input);
```

The variables are:

- **username**
 - string
 - The account username
- **password**
 - string
 - The account password
- **input**
 - string
 - Text that is returned with the answer

The function returns a string with a hello message containing the username and the input string if successful (see 6.2).

8.2.9 GETTOKEN

If the user already has been authenticated then an authentication token (base64 coded SAML) for the document and the user can be collected with GetToken. The user can then be sent directly to the document (POST with the parameter token) on <signet URL>/token/sign:

```
GetTokenResponse GetToken(string username, string password, string docId, string kt,  
string phone, string returnUrl);
```

The variables are:

- **username**
 - string
 - The account username
- **password**
 - string
 - The account password
- **docId**
 - string
 - Id of the document that the token is for
- **kt**
 - string
 - Unique identifier of the signer (kennitala)
- **phone**
 - string
 - Mobile number from the one who shall sign (+354 xxxxxxx) if the user has certificate on the phone, empty if the user has certificate on a smart card.
- **returnUrl**
 - string
 - URL that the user will be forwarded to after signing.
- **cert**
 - string
 - Base64 encoded authentication or signature certificate of the signer (preferred for signing with card). If no certificate is present user will have to authenticate in the beginning of signing process

The function returns string that is base64 coded signed SAML signed using Signet device certificate ("Búnaðarskilríki") (see 6.7). When the signing is completed the user is returned back to the returnUrl with similar SAML which contains information about the user, document, metadata and the status of the document. An example of the return SAML is in the appendix below.

8.2.10 GETNOTIFICATION

To get the status of the document to a defined endpoint the function GetNotification is used:

```
BaseResponse GetNotification(string username, string password, string docId);
```

The variables are:

- **username**
 - string
 - The account username
- **password**
 - string
 - The account password.
- **docId**
 - string
 - ID of the document that the status is required for

The function returns a ResultStatus JSON object with the result (see 6.1).

8.3 SOAP INDIVIDUAL TOKEN INTERFACE

The SOAP individual token interface has the following methods. Note that access to this interface is not given without certification by Advania.

8.3.1 GETTOKEN

To get an authentication token to use with other methods on the interface a call to GetToken is needed which is as follows:

```
string GetToken(string phoneNumber, string text, out ResultStatus outStatus);
```

The variables are:

- **phoneNumber**
 - string
 - The users mobile number with digital certificates (+354 xxxxxxx)
- **text**
 - string
 - A text that will be appended to the text displayed with the authentication request on users mobile.
- **outStatus**
 - ResultStatus
 - Further description of the result

The function returns string that is base64 coded signed SAML signed using Signet device certificate ("Búnaðarskilríki") and is used on other methods as a way of authenticating user.

8.3.2 REFRESHTOKEN

To refresh an issued token the method RefreshToken is used which is as follows:

```
string RefreshToken(string token, out ResultStatus outStatus);
```

The variables are:

- token
 - string
 - The token issued from GetToken
- outStatus
 - ResultStatus
 - Further description of the result

The function returns string that is a new base64 coded signed SAML signed using Signet device certificate ("Búnaðarskilríki") and is used on other methods as a way of authenticating user.

8.3.3 GETDOCUMENTLIST

To get a list of users documents the method GetDocumentList is used which is as follows:

```
List<DocumentInfo> GetDocumentList(string token, out ResultStatus outStatus);
```

The variables are:

- token
 - string
 - The token issued from GetToken or RefreshToken
- outStatus
 - ResultStatus
 - Further description of the result

The function returns a list of users documents in a list of DocumentInfo objects as described in 5.6.

8.3.4 GETDOCUMENTINFO

To get info about a single document the method GetDocumentInfo is used. The method is as follows

```
DocumentInfo GetDocumentInfo(string token, string docId, out ResultStatus outStatus);
```

The variables are:

- token
 - string
 - The token issued from GetToken or RefreshToken
- docId
 - string
 - ID of the document that shall be fetched
- outStatus
 - ResultStatus
 - Further description of the result

The function returns info about the document in a DocumentInfo object as described in 5.6.

8.3.5 ADDDOCUMENT

To add a document to Signet the method AddDocument is used which is as follows:

```
string AddDocument(string token, AddDocumentRequest request, out ResultStatus  
outStatus);
```

The variables are:

- token
 - string
 - The token issued from GetToken or RefreshToken
- request
 - AddDocumentRequest
 - The request is described further in chapter 5.2
- outStatus
 - ResultStatus
 - Further description of the result

The function returns a string with the document ID if the operation was successful.

8.3.6 GETDOCUMENT

To fetch a user document the method GetDocument is used which is as follows:

```
byte[] GetDocument(string token, string docId, out ResultStatus outStatus);
```

The variables are:

- token
 - string
 - The token issued from GetToken or RefreshToken
- docId
 - string
 - ID of the document that shall be downloaded
- outStatus
 - ResultStatus
 - Return value is described further in chapter 5.1

The function returns the document data if the operation was successful. Please note that the user will get an authentication request to his phone to allow getting the document.

8.3.7 GETDOCUMENTIMAGES

To get a list/array of images of a document the method GetDocumentImages is used which is as follows:

```
List<byte[]> GetDocumentImages(string token, string docId, out ResultStatus  
outStatus);
```

The variables are:

- token
 - string
 - The token issued from GetToken or RefreshToken
- docId

- string
- ID of the document images that shall be downloaded
- outStatus
 - ResultStatus
 - Return value is described further in chapter 5.1

The function returns a list of images (PNG) of document pages if the operation was successful.

8.3.8 SIGNDOCUMENT

To sign a document that still needs a user signature the method SignDocument is used which is as follows:

```
bool SignDocument(string token, string docId, out ResultStatus outStatus);
```

The variables are:

- token
 - string
 - The token issued from GetToken or RefreshToken
- docId
 - string
 - ID of the document that shall be signed
- outStatus
 - ResultStatus
 - Return value is described further in chapter 5.1

The function returns true if the operation was successful. Please note that the user will get a signature request on his mobile.

8.3.9 DELETEDOCUMENT

To delete a document the method DeleteDocument is used. The method is as follows:

```
bool DeleteDocument(string token, string docId, out ResultStatus outStatus);
```

The variables are:

- token
 - string
 - The token issued from GetToken or RefreshToken
- docId
 - string
 - ID of the document that shall be signed
- outStatus
 - ResultStatus
 - Return value is described further in chapter 5.1

The function returns true if the delete was successful.

8.3.10 GETNATINFO

To search the national registry for the method GetNatInfo is used. The method is as follows:

```
SimpleNatInfo GetNatInfo(string token, string ssn, out ResultStatus outStatus);
```

The variables are:

- **token**
 - string
 - The token issued from GetToken or RefreshToken
- **ssn**
 - string
 - SSN of individual or company
- **outStatus**
 - ResultStatus
 - Return value is described further in chapter 5.1

The function returns the information about SSN in a SimpleNatInfo object as described in chapter 5.7.

8.4 REST INDIVIDUAL TOKEN INTERFACE

The REST individual token interface has the following methods and should be POST'ed to <SignetURL>/RestTokenService.svc/<method>. Note that access to this interface is not given without certification by Advania and requires a unique apikey.

8.4.1 GETTOKEN

To get an authentication token to use with other methods on the interface a call to GetToken is needed which is as follows:

```
GetTokenResponse GetToken(string phoneNumber, string text, out ResultStatus outStatus);
```

The variables are:

- **phoneNumber**
 - string
 - The users mobile number with digital certificates (+354 xxxxxxx)
- **text**
 - string
 - A text that will be appended to the text displayed with the authentication request on users mobile.
- **outStatus**
 - ResultStatus
 - Further description of the result

The function returns string that is base64 coded signed SAML signed using Signet device certificate ("Búnaðarskilríki") and is used on other methods as a way of authenticating user.

8.4.2 REFRESHTOKEN

To refresh an issued token the method RefreshToken is used which is as follows:

```
RefreshTokenResult RefreshToken(string token, out ResultStatus outStatus);
```

The variables are:

- **token**

- string
- The token issued from GetToken
- **outStatus**
 - ResultStatus
 - Further description of the result

The function returns string that is a new base64 coded signed SAML signed using Signet device certificate ("Búnaðarskilríki") and is used on other methods as a way of authenticating user.

8.4.3 GETDOCUMENTLIST

To get a list of users documents the method GetDocumentList is used which is as follows:

```
GetDocumentListResponse GetDocumentList(string token, out ResultStatus outStatus);
```

The variables are:

- **token**
 - string
 - The token issued from GetToken or RefreshToken
- **outStatus**
 - ResultStatus
 - Further description of the result

The function returns a list of users documents in a list of DocumentInfo objects as described in 5.6.

8.4.4 GETDOCUMENTINFO

To get info about a single document the method GetDocumentInfo is used. The method is as follows

```
GetDocumentInfoResponse GetDocumentInfo(string token, string docId, out ResultStatus outStatus);
```

The variables are:

- **token**
 - string
 - The token issued from GetToken or RefreshToken
- **docId**
 - string
 - ID of the document that shall be fetched
- **outStatus**
 - ResultStatus
 - Further description of the result

The function returns info about the document in a DocumentInfo object as described in 5.6.

8.4.5 ADDDOCUMENT

To add a document to Signet the method AddDocument is used which is as follows:

```
AddDocumentResponse AddDocument(string token, AddDocumentRequest request, out ResultStatus outStatus);
```

The variables are:

- **token**

- string
- The token issued from GetToken or RefreshToken
- request
 - AddDocumentRequest
 - The request is described further in chapter 5.2
- outStatus
 - ResultStatus
 - Further description of the result

The function returns a string with the document ID if the operation was successful.

8.4.6 GETDOCUMENT

To fetch a user document the method GetDocument is used which is as follows:

```
GetDocumentResponse GetDocument(string token, string docId, out ResultStatus
outStatus);
```

The variables are:

- token
 - string
 - The token issued from GetToken or RefreshToken
- docId
 - string
 - ID of the document that shall be downloaded
- outStatus
 - ResultStatus
 - Return value is described further in chapter 5.1

The function returns the document data if the operation was successful. Please note that the user will get an authentication request to his phone to allow getting the document.

8.4.7 GETDOCUMENTIMAGES

To get a list/array of images of a document the method GetDocumentImages is used which is as follows:

```
GetDocumentImagesResponse GetDocumentImages(string token, string docId, out
ResultStatus outStatus);
```

The variables are:

- token
 - string
 - The token issued from GetToken or RefreshToken
- docId
 - string
 - ID of the document images that shall be downloaded
- outStatus
 - ResultStatus
 - Return value is described further in chapter 5.1

The function returns a list of images (PNG) of document pages if the operation was successful.

8.4.8 SIGNDOCUMENT

To sign a document that still needs a user signature the method SignDocument is used which is as follows:

```
SignDocumentResponse SignDocument(string token, string docId, out ResultStatus outStatus);
```

The variables are:

- token
 - string
 - The token issued from GetToken or RefreshToken
- docId
 - string
 - ID of the document that shall be signed
- outStatus
 - ResultStatus
 - Return value is described further in chapter 5.1

The function returns true if the operation was successful. Please note that the user will get a signature request on his mobile.

8.4.9 DELETEDOCUMENT

To delete a document the method DeleteDocument is used. The method is as follows:

```
DeleteDocumentResponse DeleteDocument(string token, string docId, out ResultStatus outStatus);
```

The variables are:

- token
 - string
 - The token issued from GetToken or RefreshToken
- docId
 - string
 - ID of the document that shall be signed
- outStatus
 - ResultStatus
 - Return value is described further in chapter 5.1

The function returns true if the delete was successful.

8.4.10 GETNATINFO

To search the national registry for the method GetNatInfo is used. The method is as follows:

```
SimpleNatInfoResponse GetNatInfo(string token, string ssn, out ResultStatus outStatus);
```

The variables are:

- token
 - string

- The token issued from GetToken or RefreshToken
- ssn
 - string
 - SSN of individual or company
- outStatus
 - ResultStatus
 - Return value is described further in chapter 5.1

The function returns the information about SSN in a SimpleNatInfo object as described in chapter 5.7.

8.5 SOAP ACCOUNT TOKEN INTERFACE

The SOAP account token interface has the following methods.

8.5.1 GETTOKEN

To get an JWT authentication token to use with other methods on the interface a call to GetToken is needed which is as follows:

```
string GetToken(string saml, string apikey, string ssn, string phone, out ResultStatus outStatus);
```

The variables are:

- saml
 - string
 - SAML which includes the attribute Account (in AttributeStatement/Attribute node) or NameID (in Subject) with the Signet account and signed with a trusted certificate which includes SSN of company.
- apikey
 - string
 - Apikey for account (basic auth header)
- ssn
 - string
 - SSN of user we are interfacing with.
- phone
 - string
 - The users mobile number with digital certificates ([+354][1-9]{1}[0-9]{6}, needed for signing)
- outStatus
 - ResultStatus
 - Further description of the result

The function returns string that is base64 coded signed JWT and is used on other methods as a way of authenticating user.

8.5.2 GETSIGNTOKEN

To get a signature token (i.e. in the event the user only has certificates on smart card) for sending user to <signet url>/token/sign or signsp the method GetSignToken is used:

```
bool GetSignToken(string token, string apikey, string docId, string returnUrl out ResultStatus outStatus);
```

The variables are:

- token
 - string
 - The token issued from GetToken
- apikey
 - string
 - Apikey for account (basic auth header)
- docId
 - string
 - ID of the document that shall be signed
- returnUrl
 - string
 - URL that the user will be forwarded to after signing.
- outStatus
 - ResultStatus
 - Return value is described further in chapter 5.1

The function returns string that is base64 coded signed SAML signed using Signet device certificate ("Búnaðarskilríki") (see 6.7). When the signing is completed the user is returned back to the returnUrl with similar SAML which contains information about the user, document, metadata and the status of the document. An example of the return SAML is in the appendix below.

8.5.3 GETDOCUMENTLIST

To get a list of users documents from account the method GetDocumentList is used which is as follows:

```
List<DocumentInfo> GetDocumentList(string token, string apikey, out ResultStatus outStatus);
```

The variables are:

- token
 - string
 - The token issued from GetToken
- apikey
 - string
 - Apikey for account (basic auth header)
- outStatus
 - ResultStatus
 - Further description of the result

The function returns a list of users documents in a list of DocumentInfo objects as described in 5.6.

8.5.4 GETDOCUMENTINFO

To get info about a single document the method GetDocumentInfo is used. The method is as follows

```
DocumentInfo GetDocumentInfo(string token, string apikey, string docId, out ResultStatus outStatus);
```

The variables are:

- token
 - string
 - The token issued from GetToken

- **apikey**
 - string
 - Apikey for account (basic auth header)
- **docId**
 - string
 - ID of the document that shall be fetched
- **outStatus**
 - ResultStatus
 - Further description of the result

The function returns info about the document in a DocumentInfo object as described in 5.6.

8.5.5 ADDDOCUMENT

To add a document to Signet the method AddDocument is used which is as follows:

```
string AddDocument(string token, string apikey, AddDocumentRequest request, out ResultStatus outStatus);
```

The variables are:

- **token**
 - string
 - The token issued from GetToken
- **apikey**
 - string
 - Apikey for account (basic auth header)
- **request**
 - AddDocumentRequest
 - The request is described further in chapter 5.2
- **outStatus**
 - ResultStatus
 - Further description of the result

The function returns a string with the document ID if the operation was successful.

8.5.6 GETDOCUMENT

To fetch a user document the method GetDocument is used which is as follows:

```
byte[] GetDocument(string token, string apikey, string docId, out ResultStatus outStatus);
```

The variables are:

- **token**
 - string
 - The token issued from GetToken
- **apikey**
 - string
 - Apikey for account (basic auth header)
- **docId**
 - string
 - ID of the document that shall be downloaded
- **outStatus**

- ResultStatus
- Return value is described further in chapter 5.1

The function returns the document data if the operation was successful. Please note that the user will get an authentication request to his phone to allow getting the document.

8.5.7 GETDOCUMENTIMAGES

To get a list/array of images of a document the method `GetDocumentImages` is used which is as follows:

```
List<byte[]> GetDocumentImages(string token, string apikey, string docId, out ResultStatus outStatus);
```

The variables are:

- token
 - string
 - The token issued from `GetToken`
- apikey
 - string
 - Apikey for account (basic auth header)
- docId
 - string
 - ID of the document images that shall be downloaded
- outStatus
 - ResultStatus
 - Return value is described further in chapter 5.1

The function returns a list of images (PNG) of document pages if the operation was successful.

8.5.8 SIGNDOCUMENT

To sign a document that still needs a user signature the method `SignDocument` is used which is as follows:

```
bool SignDocument(string token, string apikey, string docId, out ResultStatus outStatus);
```

The variables are:

- token
 - string
 - The token issued from `GetToken`
- apikey
 - string
 - Apikey for account (basic auth header)
- docId
 - string
 - ID of the document that shall be signed
- lang
 - string
 - The language to use for signing message (IS or EN at time of write not required). Default is IS if null sent.
- outStatus

- ResultStatus
- Return value is described further in chapter 5.1

The function returns true if the operation was successful. Please note that the user will get a signature request on his mobile.

8.5.9 REJECTDOCUMENT

To reject a document that still needs a user signature the method RejectDocument is used which is as follows:

```
bool RejectDocument(string token, string apikey, string docId, string reason, string lang, bool auth, out ResultStatus outStatus);
```

The variables are:

- token
 - string
 - The token issued from GetToken
- apikey
 - string
 - Apikey for account (basic auth header)
- docId
 - string
 - ID of the document that shall be rejected (required)
- reason
 - string
 - The reason for rejection (required)
- lang
 - string
 - The language to use for rejection message (IS or EN at time of write not required). Default is IS if null sent.
- auth
 - bool
 - To send an authentication request to signer to authorize rejection (true) or not (false).
- outStatus
 - ResultStatus
 - Return value is described further in chapter 5.1

The function returns true if the operation was successful. Please note that the user will get an authentication request on his mobile to authorize the rejection if auth set to true.

8.5.10 DELETEDOCUMENT

To delete a document the method DeleteDocument is used. The method is as follows:

```
bool DeleteDocument(string token, string apikey, string docId, out ResultStatus outStatus);
```

The variables are:

- token
 - string
 - The token issued from GetToken
- apikey

- string
- Apikey for account (basic auth header)
- docId
 - string
 - ID of the document that shall be signed
- outStatus
 - ResultStatus
 - Return value is described further in chapter 5.1

The function returns true if the delete was successful.

8.5.11 GETDOCUMENTCONTENT

To get the text content from a document wrapped in elements the method GetDocumentContent is used. The method is as follows:

```
string GetDocumentContent(string token, string apikey, string docId, out ResultStatus outStatus);
```

The variables are:

- token
 - string
 - The token issued from GetToken
- apikey
 - string
 - Apikey for account (basic auth header)
- docId
 - string
 - ID of the document that shall be read
- outStatus
 - ResultStatus
 - Return value is described further in chapter 5.1

The function returns a string with document text if successful.

8.6 REST ACCOUNT TOKEN INTERFACE

The REST account token interface has the following methods. Note that all methods requires apikey header for account (basic auth format) and should be POST'ed to <SignetURL>/RestATokenService.svc/<method>.

8.6.1 GETTOKEN

To get an JWT authentication token to use with other methods on the interface a call to GetToken is needed which is as follows:

```
GetTokenResponse GetToken(string sam1, string ssn, string phone, out ResultStatus outStatus);
```

The variables are:

- sam1
 - string

- SAML which includes the attribute Account (in AttributeStatement/Attribute node) or NameID (in Subject) with the Signet account and signed with a trusted certificate which includes SSN of company.
- **ssn**
 - string
 - SSN of user we are interfacing with.
- **phone**
 - string
 - The users mobile number with digital certificates ([+354][1-9]{1}[0-9]{6}, needed for signing)
- **outStatus**
 - ResultStatus
 - Further description of the result

The function returns string that is base64 coded signed JWT and is used on other methods as a way of authenticating user.

8.6.2 GETSIGNTOKEN

To get a signature token (i.e. in the event the user only has certificates on smart card) for sending user to <signet url>/token/sign or signsp the method GetSignToken is used:

```
bool GetSignToken(string token, string docId, string returnUrl out ResultStatus outStatus);
```

The variables are:

- **token**
 - string
 - The token issued from GetToken
- **docId**
 - string
 - ID of the document that shall be signed
- **returnUrl**
 - string
 - URL that the user will be forwarded to after signing.
- **outStatus**
 - ResultStatus
 - Return value is described further in chapter 5.1

The function returns string that is base64 coded signed SAML signed using Signet device certificate ("Búnaðarskilríki") (see 6.7). When the signing is completed the user is returned back to the returnUrl with similar SAML which contains information about the user, document, metadata and the status of the document. An example of the return SAML is in the appendix below.

8.6.3 GETDOCUMENTLIST

To get a list of users documents from account the method GetDocumentList is used which is as follows:

```
GetDocumentListResponse GetDocumentList(string token, out ResultStatus outStatus);
```

The variables are:

- **token**

- string
- The token issued from GetToken
- **outStatus**
 - ResultStatus
 - Further description of the result

The function returns a list of users documents in a list of DocumentInfo objects as described in 5.6.

8.6.4 GETDOCUMENTINFO

To get info about a single document the method GetDocumentInfo is used. The method is as follows

```
GetDocumentInfoResponse GetDocumentInfo(string token, string docId, out ResultStatus outStatus);
```

The variables are:

- **token**
 - string
 - The token issued from GetToken
- **docId**
 - string
 - ID of the document that shall be fetched
- **outStatus**
 - ResultStatus
 - Further description of the result

The function returns info about the document in a DocumentInfo object as described in 5.6.

8.6.5 ADDDOCUMENT

To add a document to Signet the method AddDocument is used which is as follows:

```
string AddDocumentResponse(string token, AddDocumentRequest request, out ResultStatus outStatus);
```

The variables are:

- **token**
 - string
 - The token issued from GetToken
- **request**
 - AddDocumentRequest
 - The request is described further in chapter 5.2
- **outStatus**
 - ResultStatus
 - Further description of the result

The function returns a string with the document ID if the operation was successful.

8.6.6 GETDOCUMENT

To fetch a user document the method GetDocument is used which is as follows:

```
GetDocumentResponse GetDocument(string token, string docId, out ResultStatus outStatus);
```

The variables are:

- token
 - string
 - The token issued from GetToken
- docId
 - string
 - ID of the document that shall be downloaded
- outStatus
 - ResultStatus
 - Return value is described further in chapter 5.1

The function returns the document data if the operation was successful. Please note that the user will get an authentication request to his phone to allow getting the document.

8.6.7 GETDOCUMENTIMAGES

To get a list/array of images of a document the method GetDocumentImages is used which is as follows:

```
GetDocumentImagesResponse GetDocumentImages(string token, string docId, out ResultStatus outStatus);
```

The variables are:

- token
 - string
 - The token issued from GetToken
- docId
 - string
 - ID of the document images that shall be downloaded
- outStatus
 - ResultStatus
 - Return value is described further in chapter 5.1

The function returns a list of images (PNG) of document pages if the operation was successful.

8.6.8 SIGNDOCUMENT

To sign a document that still needs a user signature the method SignDocument is used which is as follows:

```
SignDocumentResponse SignDocument(string token, string docId, string lang, out ResultStatus outStatus);
```

The variables are:

- token
 - string
 - The token issued from GetToken
- docId
 - string
 - ID of the document that shall be signed
- lang
 - string

- The language to use for signing message (IS or EN at time of write - not required). Default IS if null sent
- **outStatus**
 - **ResultStatus**
 - Return value is described further in chapter 5.1

The function returns true if the operation was successful. Please note that the user will get a signature request on his mobile.

8.6.9 REJECTDOCUMENT

To reject a document that still needs a user signature the method `RejectDocument` is used which is as follows:

```
RejectDocumentResponse RejectDocument(string token, string docId, string reason, string lang, out ResultStatus outStatus);
```

The variables are:

- **token**
 - string
 - The token issued from `GetToken`
- **docId**
 - string
 - ID of the document that shall be signed
- **reason**
 - string
 - The reason for rejection (required)
- **lang**
 - string
 - The language to use for rejection message (IS or EN at time of write - not required). Default IS if null sent.
- **auth**
 - bool
 - To send an authentication request to signer to authorize rejection (true) or not (false).
- **outStatus**
 - **ResultStatus**
 - Return value is described further in chapter 5.1

The function returns true if the operation was successful. Please note that the user will get an authentication request on his mobile.

8.6.10 DELETEDOCUMENT

To delete a document the method `DeleteDocument` is used. The method is as follows:

```
DeleteDocumentResponse DeleteDocument(string token, string docId, out ResultStatus outStatus);
```

The variables are:

- **token**
 - string
 - The token issued from `GetToken`
- **docId**

- string
- ID of the document that shall be signed
- outStatus
 - ResultStatus
 - Return value is described further in chapter 5.1

The function returns true if the delete was successful.

8.6.11 GETDOCUMENTCONTENT

To get the text content from a document wrapped in elements the method GetDocumentContent is used. The method is as follows:

```
GetDocumentContentResponse GetDocumentContent(string token, string docId, out ResultStatus outStatus);
```

The variables are:

- token
 - string
 - The token issued from GetToken
- docId
 - string
 - ID of the document that shall be read
- outStatus
 - ResultStatus
 - Return value is described further in chapter 5.1

The function returns a string with document text if successful.

9 EXAMPLES AND INSTRUCTIONS

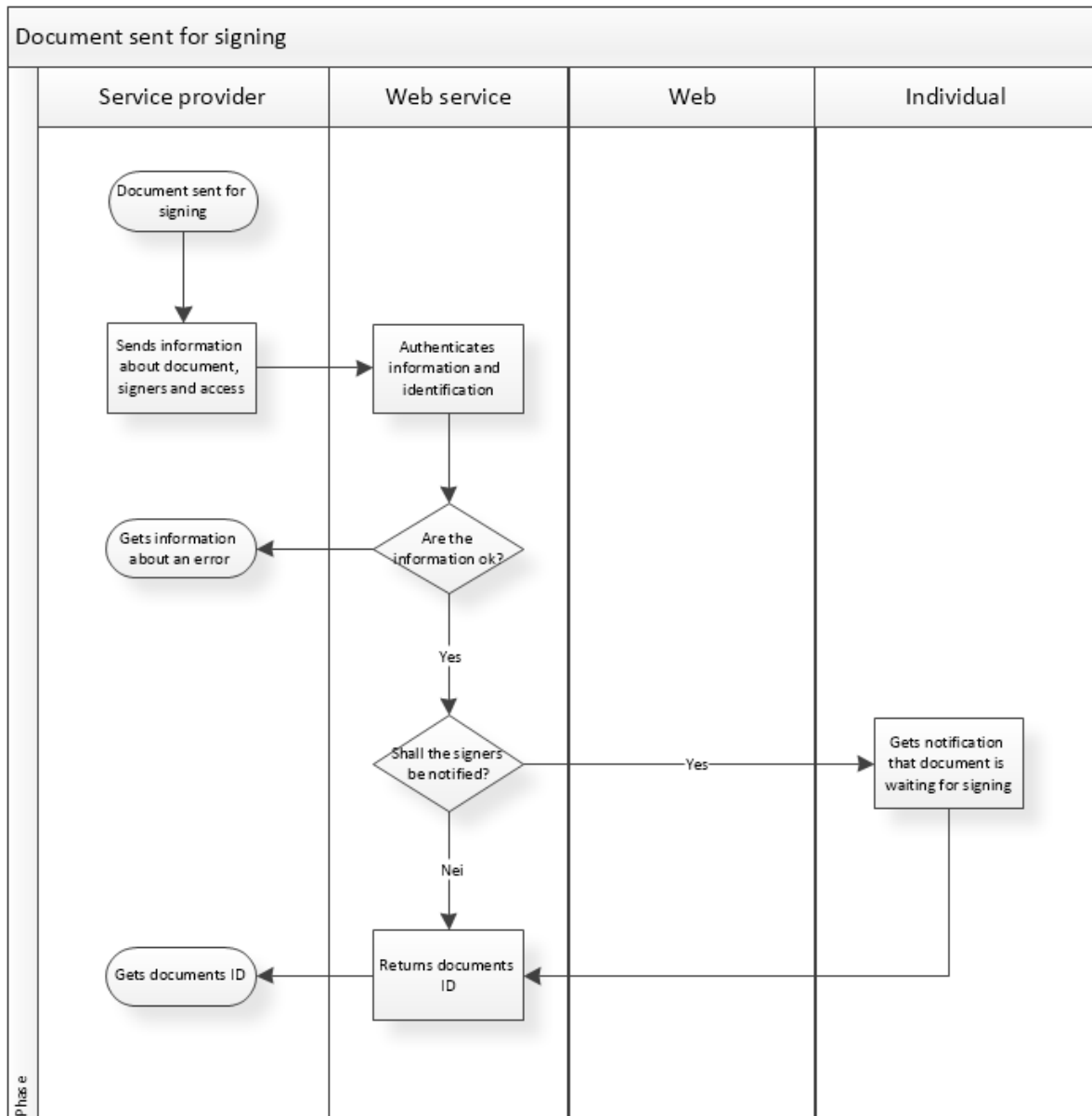
The code examples and instructions can be found at <https://info.signet.is>.

10 PROCESS FOR SENDING AND SIGNING DOCUMENTS

In this chapter are process flows which describe the main operations using web services.

10.1 DOCUMENT SENT FOR SIGNING

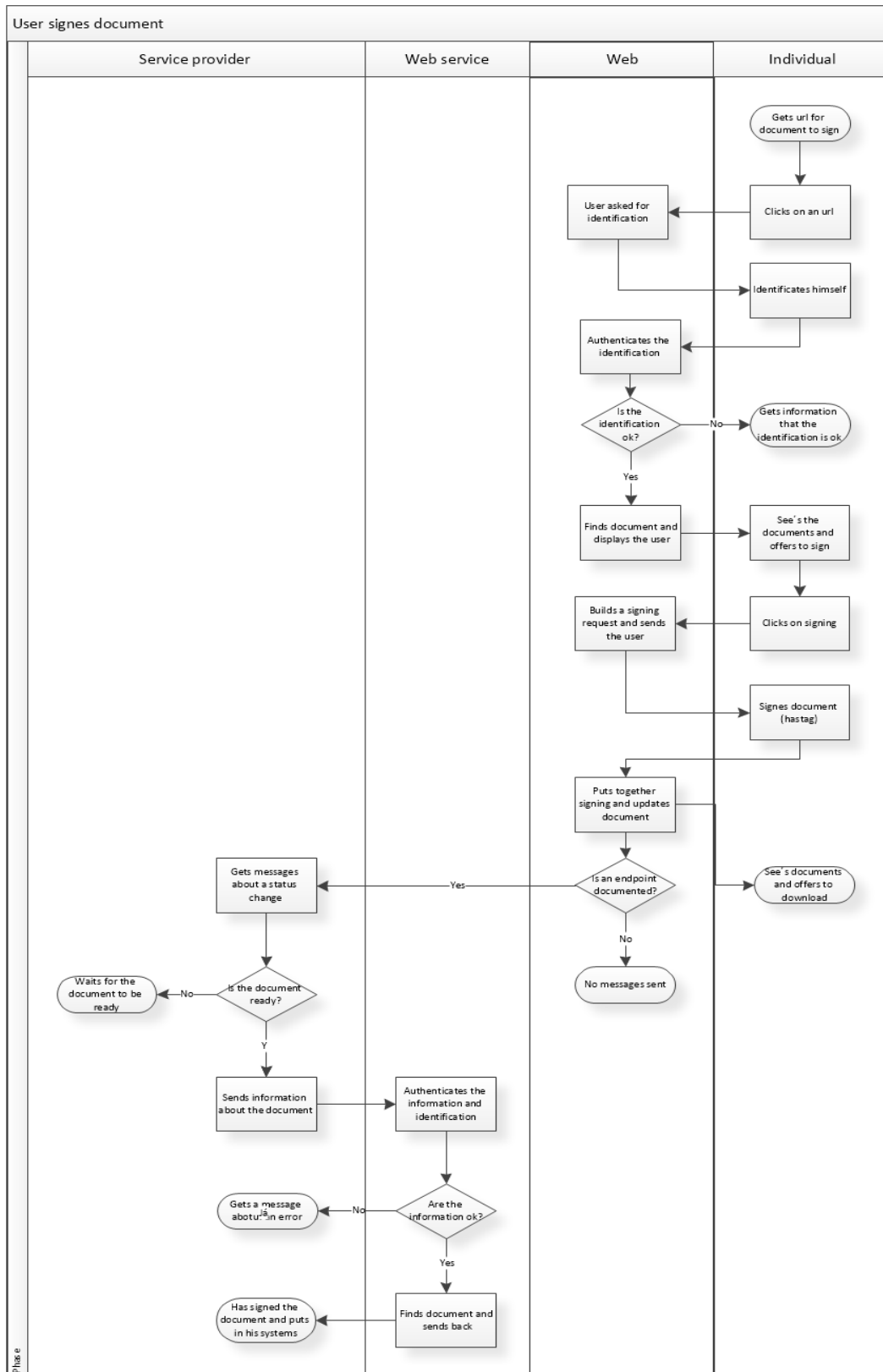
The following picture describes the process of sending a document through the web service to be signed.



Picture 3. Document sent for signing

10.2 DOCUMENT SIGNED

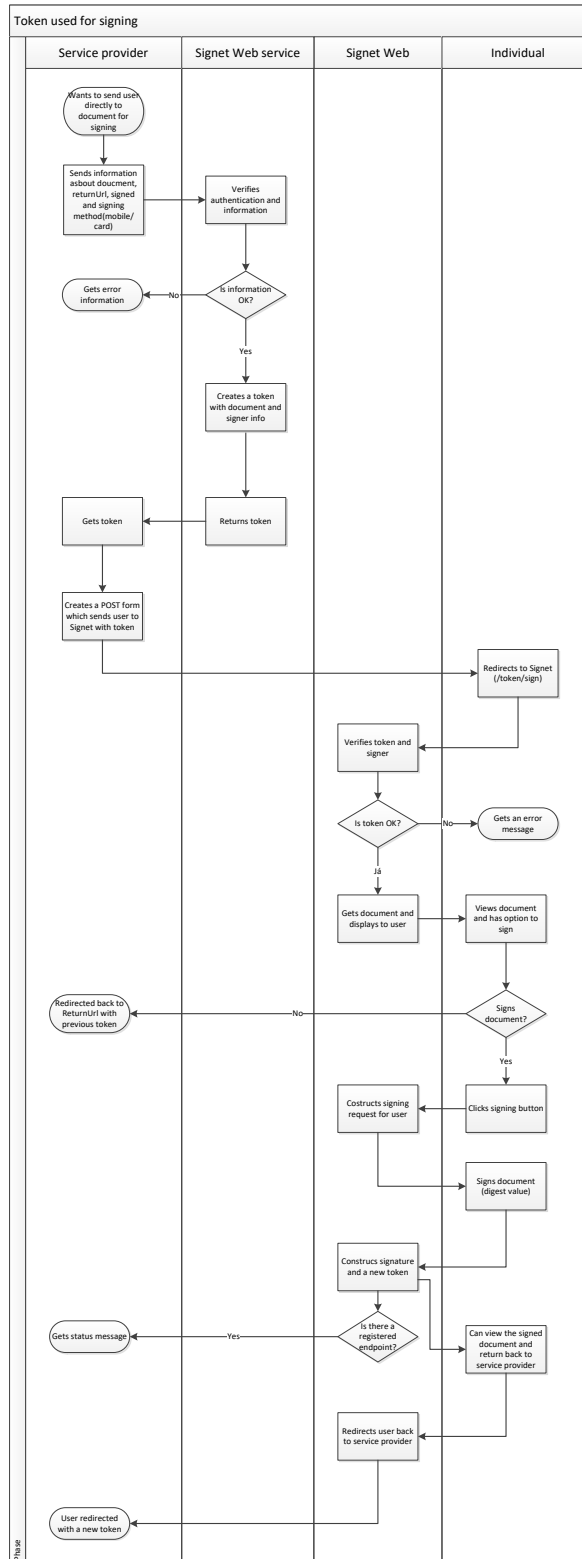
Following picture shows the process when a document sent to the web service is signed in Signet.



Picture 4. Document signed in Signet

10.3 TOKEN FOR THE DOCUMENT

Following picture describes the process when SAML token is requested for a document that has previously been sent through web service. The user is then forwarded to Signet with a token which he can use to sign.



Picture 5. Token for document used

10.3.1 REJECTING DOCUMENTS

The button to reject document is hidden by default on <Signet URL>/token/sign web interface. The button can be displayed by overriding the CSS with the following:

```
#rejectionbutton {
    display: block!important;
}
```

11 EPILOGUE

For further information about the solution and technical support contact Security solutions at Advania – signet@advania.is.

12 APPENDIX

12.1 SAML REPLY FOR SSO ON SIGNET

Here is an example of SAML (base64 decoded) received as a response from the to GetToken function.

```
<?xml version="1.0" encoding="UTF-8"?>
<Response xmlns="urn:oasis:names:tc:SAML:2.0:protocol" Destination="https://prufa.signet.is/"
  IssueInstant="2015-06-04T10:25:40.3992909Z" Version="2.0" ID=" a2c5d7f9-edbe-4271-ac93-
  125c4f6dcb3a" xmlns:xsi="http://www.w3.org/2001/XMLSchema-instance"
  xmlns:xsd="http://www.w3.org/2001/XMLSchema"><Issuer
  xmlns="urn:oasis:names:tc:SAML:2.0:assertion">Signet Advania</Issuer><Signature
  xmlns="http://www.w3.org/2000/09/xmldsig#"><SignedInfo><CanonicalizationMethod
  Algorithm="http://www.w3.org/TR/2001/REC-xml-c14n-20010315"/><SignatureMethod
  Algorithm="http://www.w3.org/2000/09/xmldsig#rsa-sha1"/><Reference URI="# a2c5d7f9-edbe-
  4271-ac93-125c4f6dcb3a"><Transforms><Transform
  Algorithm="http://www.w3.org/2000/09/xmldsig#enveloped-signature"/><Transform
  Algorithm="http://www.w3.org/2001/10/xml-exc-c14n#"></Transforms><DigestMethod
  Algorithm="http://www.w3.org/2001/04/xmenc#sha256"/><DigestValue>U4n+brRDDxWEuGKhXf
  5UbJbz7RtVAIhiOQ6K0kfjr/A=</DigestValue></Reference></SignedInfo><SignatureValue>IF8IJFXT0Y
  X0evBzP8FBj2z0T1HtwfA9P50Q0iMclzGslDlIa3Xeq1E2Y4NrQqflmusSilcRG1gbcvM90g/BLwjX1E/9kN
  dddUduOD1vACw6D45PFYnzD1We4K872191LNzW+S+PtHOoxDjLv3+eyw+x194AuKDTpuihICIS28a3LZp
  Pdo7LcEpX1bQQEcga4sx7oTvlfMn8VSMF1SyXlrViqfpgl7YWh5+YeNSploBR/sOu/79/XPXNWh/WrIMxu
  PkWpAaUoZ0S70DXqpA0jAfgjqQggzm6S6NGXNVzz3U0ijwtvSssmvplui1jDDXezF3sXhv9+kNFluVdUjq
  hg==</SignatureValue><KeyInfo><X509Data><X509Certificate>MIIF/jCCBOagAwIBAgICDkIwDQYJKoZ
  lhvcNAQEFBQAwgZlxCzAJBgNVBAYTAKITMRMwEQYDVQQFEwo1MjEwMDAyNzkwMRYwFAYDVQQKE
  w1BdWRrZW5uaSBlaGYuMSMwIQYDVQQLExpVdGdlZmFuZGkgYnVuYWRhcnNraWxyaWtqYTEwMjEwMDkx
  NTAwNTZaFw0xNjA0MDkxNTAwNTZaMIGOMQswCQYDVQQGEwJlUzEUMBIGA1UEChMLQWR2YW5p
  YSBoZi4xGDAwBgNVBA5TD0J1bmFkYXJzZjZlscmlraTElMCMGA1UECwwcVW5kaXJyaXR1biBlw7BhIGF1
  w7BrZW5uaW5nIDEGMB4GCSqGSIb3DQEQJARYRc2InbmV0QGfkdMfuaWEuaXMxEzARBgNVBAUTCjU5
  MDI2OTcxOTkxZmFzAVBgNVBAMTDlNpZ25ldCBZb3ZhbmlhMIIIBjANBgkqhkiG9w0BAQEFAAOCAQ8AMI
  BCgKCAQEAjMnybg/TyA590K9UsKw7NKyozGodkgzcPzKqzUFX6MfnpIlxnEvp3TJcQdbk9X2NSPFtn5
  cYg/r5pqqZ79xr6rZp2HvzVbOGnCLdJSq4jirwPuSpYe9/3Kg+izML0wBPK/91PT42hLvP4Frz2trLgGMCI1T
  XuCXbpilWHNd2sMjC5LhPftDzwNrljYNPHmXulk4h7ky7u8JRFVPDRBvE3aBRBdC+PQ8IH6VLSvmcSpZ2
  7U3uzyz4+jgrogRsXlmy0eUYWKKAAcTduJVeAEv/BCEa1xFutSBQQ6IMngmMzJw8i9cYvmQdDEfcdz4R2
```

```

vu9HFM3W2PMB2xfVNBzsMqQIDAQABo4ICODCCAjQwDAYDVR0TAQH/BAIwADCCARwGA1UdiASCA
RMwggEPmIIBCwYJYIJgAQIBAAQBMIH9MIHEBggrBgEFBQcCAjCBtxqBtFRoaXMgY2VydGlmaWNhdGU
gaXMgaW50ZW5kZWQgZm9yIGRpZ2I0YWwgc2lnbmF0dXJlcyBhbmQgYXV0aG9mIG5vcm1hbGl6ZWQgY2VydG
lmaWNhdGUgcG9saWN5IChOQ1AplGRIZmluZWQgaW4gRVRTSSBUUyAxMDIlgMDQyLjA0BggrBgEFBQ
cCARYoaHR0cDovL2NwLmF1ZGtlbm5pLmlzL3RyYXVzdHVyYnVuYWR1ci9jcDBzBggrBgEFBQcBAQRnM
GUwIwYIKwYBBQUHMAKGF2h0dHA6Ly9vY3NwLmF1ZGtlbm5pLmlzMD4GB2CCYAIBYwaGM2h0dHA6
Ly9jZHAuYXVka2VubmkuaXMvc2tpbHJpa2kvdHJhdXN0dXJidW5hZHVyLnA3YjALBgNVHQ8EBAMCBeA
wHwYDVR0JBggrBgFoAUB+zbsEswBA2sbYK62+GjZQAHNjjgwQgYDVR0fBDswOTA3oDWgM4YxaHR0cDo
vL2Nybc5hdWRrZW5uaS5pcy90cmF1c3R1cmJ1bmFkdXlvcGF0ZXN0LmNybDAdBgNVHQ4EFgQUfgNN
OMH8NKPhYw/La9fdiKNdPYEwDQYJKoZIhvcNAQEFBQADggEBAJP/GlrxYA6zB+WBrL/io/kmqgYjPtMLJ
b1HgQD4zxVc2k237PSREdbTWFN6jU6LLIGco4hfxdXSj5NXgvoqVWGAhH4cT1TRKp2ioLK3gFrwLLUrdo
sTxePsvtK+sSfc9TYPGITim7i2KQRn0HSenLSEaqEH4BNluH3I06WlRAvbG+BC8z9OQ7L3t8topIXHA0ee/R
Ns7164q8TLEzMGgqLvxuUTEATGSWTpvQ9zSwQA7+ZZAtKt9Jtqt+I7+GdCQvHdp6Q3cAas15IXWUR2J
FZNGfh/vEHqa79e5XKxfQeZDnT9yShVRGA3Oo7Kn8qIUR3vDskjWd3M/ERt4k/eiU=</X509Certificate>
</X509Data></KeyInfo></Signature><Status><StatusCode
Value="urn:oasis:names:tc:SAML:2.0:status:Success"/></Status><Assertion
xmlns="urn:oasis:names:tc:SAML:2.0:assertion" IssuedInstant="2015-06-04T10:25:40.3992909Z"
Version="2.0" ID=" 36775615-df51-4487-beea-7478e2c21a50"><Issuer>Signet
Advania</Issuer><Subject><NameID
NameQualifier="signet.is">Undirritunarþjónusta</NameID><SubjectConfirmation
Method="urn:oasis:names:tc:SAML:2.0:cm:bearer"><SubjectConfirmationData
Recipient="https://prufa.signet.is/" NotOnOrAfter="2015-06-04T10:35:40.3992909Z"
Address="127.0.0.1"/></SubjectConfirmation></Subject><Conditions NotOnOrAfter="2015-06-
04T10:35:40.3992909Z" NotBefore="2015-06-
04T10:24:40.3992909Z"><AudienceRestriction><Audience>prufa.signet.is</Audience></AudienceRe
striction></Conditions><AuthnStatement AuthnInstant="2015-06-
04T10:25:40.3992909Z"><SubjectLocality
Address="172.16.193.82"/><AuthnContext><AuthnContextClassRef>urn:oasis:names:tc:SAML:2.0:ac
:classes:X509</AuthnContextClassRef></AuthnContext></AuthnStatement><AttributeStatement><A
ttribute NameFormat="urn:oasis:names:tc:SAML:2.0:attrname-format:basic"
Name="UserSSN"><AttributeValue
xsi:type="xsd:string">1909825569</AttributeValue></Attribute><Attribute
NameFormat="urn:oasis:names:tc:SAML:2.0:attrname-format:basic"
Name="Name"><AttributeValue xsi:type="xsd:string">Sveinbjörn
Óskarsson</AttributeValue></Attribute><Attribute
NameFormat="urn:oasis:names:tc:SAML:2.0:attrname-format:basic"
Name="RequesterSSN"><AttributeValue
xsi:type="xsd:string">5902697199</AttributeValue></Attribute><Attribute
NameFormat="urn:oasis:names:tc:SAML:2.0:attrname-format:basic"
Name="DocumentID"><AttributeValue xsi:type="xsd:string">d195d2de-da61-4560-8425-
9e6149bf9607</AttributeValue></Attribute><Attribute
NameFormat="urn:oasis:names:tc:SAML:2.0:attrname-format:basic"
Name="Mobile"><AttributeValue xsi:type="xsd:string">+354-
8471543</AttributeValue></Attribute><Attribute
NameFormat="urn:oasis:names:tc:SAML:2.0:attrname-format:basic"
Name="Authentication"><AttributeValue
xsi:type="xsd:string">SimCertificate</AttributeValue></Attribute><Attribute
NameFormat="urn:oasis:names:tc:SAML:2.0:attrname-format:basic"
Name="ReturnURL"><AttributeValue
xsi:type="xsd:string">http://localhost:59393/home/signed</AttributeValue></Attribute></Attribute
Statement></Assertion></Response>

```



```

xmlns="urn:oasis:names:tc:SAML:2.0:assertion" IssueInstant="2015-06-04T10:12:31.9081247Z"
Version="2.0" ID=" 45b3c765-5c61-4700-ab3f-a1b42dddb76d"><Issuer>Signet
Advania</Issuer><Subject><NameID
NameQualifier="signet.is">Undirritunarþjónusta</NameID><SubjectConfirmation
Method="urn:oasis:names:tc:SAML:2.0:cm:bearer"><SubjectConfirmationData
Recipient="http://localhost:59393/home/signed" NotOnOrAfter="2015-06-04T10:22:31.9081247Z"
Address="127.0.0.1"/></SubjectConfirmation></Subject><Conditions NotOnOrAfter="2015-06-
04T10:22:31.9081247Z" NotBefore="2015-06-
04T10:11:31.9081247Z"><AudienceRestriction><Audience>localhost:59393</Audience></AudienceR
estriction></Conditions><AuthnStatement AuthnInstant="2015-06-
04T10:12:31.9081247Z"><SubjectLocality
Address="172.16.193.82"/><AuthnContext><AuthnContextClassRef>urn:oasis:names:tc:SAML:2.0:ac
:classes:X509</AuthnContextClassRef></AuthnContext></AuthnStatement><AttributeStatement><A
ttribute NameFormat="urn:oasis:names:tc:SAML:2.0:attrname-format:basic"
Name="UserSSN"><AttributeValue
xsi:type="xsd:string">1909825569</AttributeValue></Attribute><Attribute
NameFormat="urn:oasis:names:tc:SAML:2.0:attrname-format:basic"
Name="Name"><AttributeValue xsi:type="xsd:string">Sveinbjörn
Óskarsson</AttributeValue></Attribute><Attribute
NameFormat="urn:oasis:names:tc:SAML:2.0:attrname-format:basic"
Name="RequesterSSN"><AttributeValue
xsi:type="xsd:string">5902697199</AttributeValue></Attribute><Attribute
NameFormat="urn:oasis:names:tc:SAML:2.0:attrname-format:basic"
Name="DocumentID"><AttributeValue xsi:type="xsd:string">57cb1594-b6e0-442c-a678-
fd262296d473</AttributeValue></Attribute><Attribute
NameFormat="urn:oasis:names:tc:SAML:2.0:attrname-format:basic"
Name="Authentication"><AttributeValue
xsi:type="xsd:string">SimCertificate</AttributeValue></Attribute><Attribute
NameFormat="urn:oasis:names:tc:SAML:2.0:attrname-format:basic"
Name="MetaData"><AttributeValue xsi:type="xsd:string"/></Attribute><Attribute
NameFormat="urn:oasis:names:tc:SAML:2.0:attrname-format:basic"
Name="Status"><AttributeValue
xsi:type="xsd:string">Signed</AttributeValue></Attribute></AttributeStatement></Assertion></Res
ponse>

```

12.3 ERROR CODES (SUBCODES)

The following table defines the subcodes for various warning and error reasons.

Result	StatusCode	Subcode	Reason
Informational	10.1	1	Unable to validate signature
Warning	20.1	1	Document not ready for signing yet
Warning	20.2	2	Document not available for signing any more
Warning	20.3	3	Document already signed/rejected
Warning	20.4	4	User not signer

Warning	20.5	5	No mobile in token
Warning	20.6	6	Could not lock document. Document locked by xxx
Warning	20.7	7	Signing location not found
Warning	20.8	8	No signet user found
Warning	20.9	9	No document found
Warning	20.10	10	No account found
Warning	20.11	11	Invalid token
Warning	20.12	12	Invalid API key
Warning	20.13	13	Invalid company
Warning	20.14	14	Invalid login
Warning	20.15	15	Token does not belong to account
Warning	20.16	16	No images for document found
Warning	20.17	17	No data for document
Warning	20.18	18	Invalid signers
Warning	20.19	19	Invalid certificate
Warning	20.20	20	Invalid SAML
Warning	20.21	21	Invalid reason
Warning	20.22	22	Phone does not match signer
Warning	20.23	23	Transaction mismatch
Warning	20.24	24	User can't see document
Warning	20.25	25	Certificate SSN does not match request SSN
Warning	20.90	90	Invalid data
Warning	20.99	99	General
Warning	20.208	208	Transaction timed out
Warning	20.401	401	User cancel
Warning	20.402	402	PIN blocked
Warning	20.403	403	Card blocked
Warning	20.404	404	No key found
Warning	20.422	422	No certificate

Warning	20.425	425	Error certificate
Error	30.99	99	General

12.4 ERRORS/WARNINGS FROM AUÐKENNI

The error codes above 99 come from Auðkenni during signing and authentication. These errors are explained in the following table.

Code	Description
101	Wrong parameter. Error among the request arguments.
102	Missing parameter. An argument is missing from the request.
103	Wrong data length. A field in the request contains too long data.
104	Unauthorized access. The AP is unknown or the password is wrong.
105	Unknown client. The end user targeted by the AP is unknown to Valimo Signature Server.
107	Inappropriate data. Valimo Signature Server cannot handle the given data.
108	Incompatible interface. The minor version or the major version parameter is inappropriate or the request is not supported.
109	Unsupported profile. The AP has specified a mobile signature profile that is not supported.
208	Expired transaction. Transaction expiry date has been reached, or a timeout has elapsed.
209	OTA error. Valimo Signature Server has not succeeded to contact the end user's mobile equipment.
401	User Cancel. The end-user has cancelled the signing or already in an other transaction
402	PIN blocked. The PIN for the key to be used has been blocked
403	Card Blocked. The SIM (or signing PUK) has been blocked
404	No Key Found. Signing was requested for a key that does not exist
422	No certificate. No certificate has been found for this MSISDN.
425	Error certificate. Error in certificate validation.
900	Internal error. An internal error has occurred in Valimo Signature Server.